

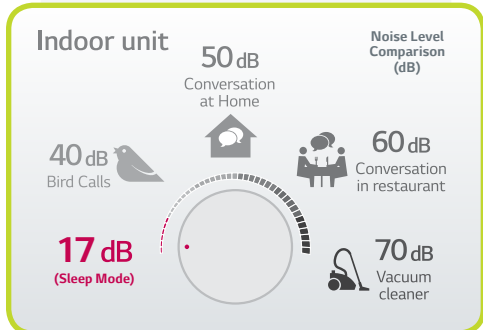


Comfort Solutions You Never Thought Possible

HIGH-PERFORMANCE HEATING TO -25°C AND BEYOND



WHISPER-QUIET OPERATION



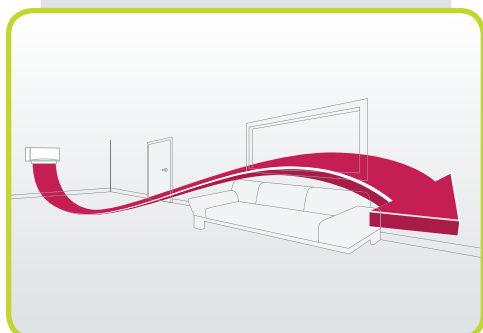
BEAUTIFUL ART COOL™ APPEARANCE



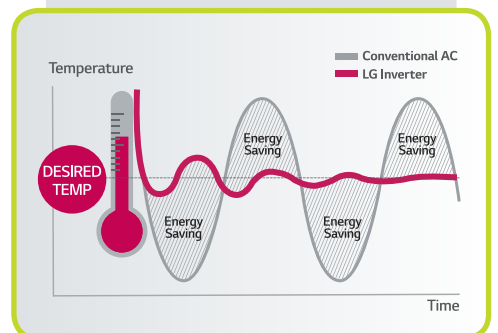
LG SMART AC CONVENIENCE



SUPERIOR AIRFLOW VOLUME



INVERTER TECHNOLOGY



With its rounded surfaces and pearlized finish, **Art Cool™ Prestige** satisfies your need for design and comfort in any room with high-performance, high-efficiency heating & cooling. Art Cool™ Prestige features published performance to -25°C with continuing operation below this temperature. The optional LG Smart AC module provides added convenience, with remote control via Wi-Fi with your smart phone. Its powerful, quiet fan produces industry-leading airflow for smooth, even comfort. Art Cool™ Prestige enhances any room in your home.



Supreme Energy Efficiency	Durability	Health Care	Optimal Heating Device	Smart	Comfort	Optimized Airflow	Quick & Easy Installation	Condensate Sensor Connection	Built-in low ambient down to 14°F (Cooling)					
INVERTER™ Technology	GOLD Fin	Self Cleaning Indoor Coil	Heating	Jet Heat	LG Smart AC	Low Noise 25dB	Dehumidifying Mode	Sleep Mode	Jet Cool	4-way Auto Swing	Auto Restart	Auto Changeover	Duct Free Installation	Handheld Remote Controller

ART COOL™ PRESTIGE PRODUCT LINE UP



	LA090HYV	LA120HYV
System Unit Model Number	LA090HYV	LA120HYV
Indoor Unit Model Number	LAN090HYV	LAN120HYV
Outdoor Unit Model Number	LAU090HYV	LAU120HYV
LG Smart AC Wi-Fi Module (optional accessory)	PCRCUDT3	PCRCUDT3
Rated Cooling Capacity (BTU/h) Indoor: 80°F(26.7°C) DB / 67°F(19.4°C) WB Outdoor: 95°F(35.0°C) DB / 75°F(23.9°C) WB	9,000	12,000
Cooling Capacity Range (Min-Rated-Max)	1,023 - 9,000 - 12,966	1,023 - 12,000 - 13,785
EER	16.01	14.12
SEER	27.5	25.5
Rated Heating Capacity (BTU/h) Indoor: 70°F(21.1°C) DB / 60°F(15.6°C) WB Outdoor: 47°F(8.3°C) DB / 43°F(6.1°C) WB	11,000	13,600
Heating Capacity Range (Min-Rated-Max)	1,023 - 11,000 - 20,472	1,023 - 13,600 - 22,178
COP	4.6	4.63
HSPF (Region IV / Region V)	11.8 / 10.3	11.5 / 10.0
BTU/h Maximum Heating Capacity -8°C / % of rated	11,935 (109%)	14,650 (108%)
BTU/h Maximum Heating Capacity -15°C / % of rated	11,220 (102%)	13,720 (101%)
BTU/h Maximum Heating Capacity -25°C / % of rated	7,920 (72%)	9,520 (70%)
Indoor Airflow (CFM) Jet / Hi / Med / Low	547 / 494 / 417 / 283	547 / 494 / 417 / 283
# Indoor Fan Speeds	4	4
Indoor Unit Operating Range Cooling °C (°F)	18-30 (64-86)	18-30 (64-86)
Indoor Unit Operating Range Heating °C (°F)	16-30 (60-86)	16-30 (60-86)
Indoor Unit Sound Pressure dB(A) Hi / Med / Low / Sleep	42 / 36 / 25 / 17	42 / 36 / 25 / 17
Outdoor Unit Sound Pressure dB(A) Max	43	43
Power Supply (Phase / V / Hz)	1 / 208-230 / 60	1 / 208-230 / 60
MCA / MOP	112/15	112/15
Indoor Unit Dimensions W x H x D (inch)	34 7/16 x 11 5/8 x 9 1/4	34 7/16 x 11 5/8 x 9 1/4
Outdoor Unit Dimensions W x H x D (inch)	30 5/16 x 21 1/2 x 11 5/16	30 5/16 x 21 1/2 x 11 5/16
Lineset Sizes	1/4 & 3/8	1/4 & 3/8
Factory Precharge Length	41'	41'
Lineset Length / Lift	10-66' / 33'	10-66' / 33'
Warranty (Parts / Compressor)	5 years / 7 years	5 years / 7 years



LG also offers Multi-Zone systems. Your contractor can tell you more.